

### 3. Are you currently assigned to a case?

	Response Percent	Response Count
Yes.....1 Case	46.8%	29
Yes.....2 Cases	24.2%	15
Yes.....3 or more	19.4%	12
No...waiting assignment	1.6%	1
No...on leave	8.1%	5
Other (please specify)		3
<b>answered question</b>		<b>62</b>
<b>skipped question</b>		<b>1</b>

### 4. How did you hear about CASA? (Please check all that apply)

	Response Percent	Response Count
Referral from friend, family member, co-worker etc.	39.7%	25
TV PSA or Advertisement	7.9%	5
News Story	11.1%	7
Internet	12.7%	8
Radio	4.8%	3
Event	4.8%	3
Other	28.6%	18
<b>answered question</b>		<b>63</b>
<b>skipped question</b>		<b>0</b>





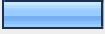

## 5. How would you rate your experience as a CASA Volunteer?

	Needs Improvement	Good	Excellent	N/A	Rating Average	Response Count
Recruitment and Training	9.5% (6)	36.5% (23)	<b>54.0% (34)</b>	0.0% (0)	2.44	63
Supervision and Support	11.3% (7)	25.8% (16)	<b>62.9% (39)</b>	0.0% (0)	2.52	62
Interaction with the Court System	9.8% (6)	<b>52.5% (32)</b>	36.1% (22)	1.6% (1)	2.27	61
Interactions with DFPS (CPS)	32.3% (20)	<b>51.6% (32)</b>	14.5% (9)	1.6% (1)	1.82	62
Interactions with your CASA child/ren	3.2% (2)	38.1% (24)	<b>57.1% (36)</b>	1.6% (1)	2.55	63
Opportunities to make an impact in a child's life	11.1% (7)	25.4% (16)	<b>61.9% (39)</b>	1.6% (1)	2.52	63
Volunteer Recognition	13.1% (8)	<b>41.0% (25)</b>	37.7% (23)	8.2% (5)	2.27	61
Overall Satisfaction	7.9% (5)	41.3% (26)	<b>50.8% (32)</b>	0.0% (0)	2.43	63
<i>answered question</i>						<b>63</b>
<i>skipped question</i>						<b>0</b>



## 6. Is Your CASA Supervisor...

	Yes	No	Somewhat	Rating Average	Response Count
Easy to Reach	<b>88.9% (56)</b>	1.6% (1)	9.5% (6)	1.21	63
Courteous	<b>96.8% (61)</b>	0.0% (0)	3.2% (2)	1.06	63
Knowledgeable	<b>93.7% (59)</b>	0.0% (0)	6.3% (4)	1.13	63
Supportive	<b>88.9% (56)</b>	0.0% (0)	11.1% (7)	1.22	63
A good communicator	<b>87.1% (54)</b>	1.6% (1)	11.3% (7)	1.24	62
			Other (please specify)		5
<i>answered question</i>					<b>63</b>
<i>skipped question</i>					<b>0</b>

### 7. In the past 6 months, how many hours of Continuing Education have you completed? (Including books, movies, and seminars)

	Response Percent	Response Count
N/A - I have been an advocate for less than 12 months 	13.1%	8
None 	6.6%	4
1-3 	19.7%	12
4-6 	37.7%	23
8-10 	14.8%	9
10+ 	8.2%	5
<b>answered question</b>		<b>61</b>
<b>skipped question</b>		<b>2</b>




### 8. Has your experience as a CASA Volunteer met your expectations?

	Response Percent	Response Count
Yes 	85.7%	54
No 	14.3%	9
<b>answered question</b>		<b>63</b>
<b>skipped question</b>		<b>0</b>

### 9. If your answer to Q8 is "No", please explain

	Response Count
	8
<b>answered question</b>	<b>8</b>
<b>skipped question</b>	<b>55</b>

### 10. When you enter the CASA office, what is your first impression?

	Response Percent	Response Count
Warm and welcoming 	60.3%	35
Professional 	12.1%	7
Confusing 	27.6%	16
Other (please specify)		15
<b>answered question</b>		<b>58</b>
<b>skipped question</b>		<b>5</b>

### 11. What suggestions or ideas do you have to improve our Program with regard to: training, recruitment, recognition, and retention?

	Response Count
	36
<b>answered question</b>	<b>36</b>
<b>skipped question</b>	<b>27</b>

### 12. Please use the space below to include any other comments that you may have

	Response Count
	20
<b>answered question</b>	<b>20</b>
<b>skipped question</b>	<b>43</b>